

User guide
Fixed Deposit Account
on
UOB Mighty

1. This document provides guidance for UOB Mighty mobile application users on how to:

- Add placement to fixed deposit accounts opened at UOB
- Make pre-mature withdrawal

2. Pre-conditions

- Customer already logs in to Mighty mobile application using Username / Password and OTP (token or SMS)
- Customer has at least 1 fixed deposit account opened at UOB
- New customer can apply to open fixed deposit account via PIB website

https://pib.uob.com.vn/PIBLogin/Public/processPreCapture.do?keyId=lpc&lang=vn_VN

or directly visit UOB branch or contact UOB hotline at 1800 599 921 (Local) or +84 28 3898 9999 (International)

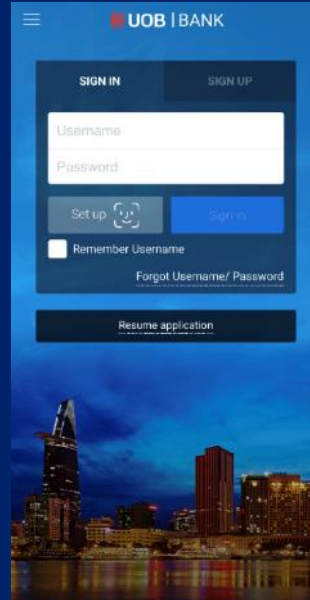
3. Customer can refer to the following link for Terms & Conditions of UOB Fixed Deposit product:

https://pib.uob.com.vn/assets/pdfs/personal/deposits/tnc_cts.pdf

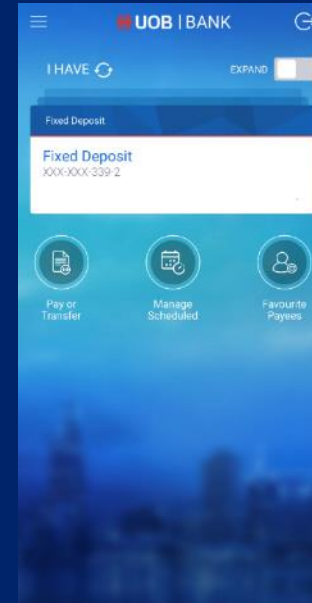
User guide
Fixed Deposit Account
on
UOB Mighty

Login to UOB Mighty

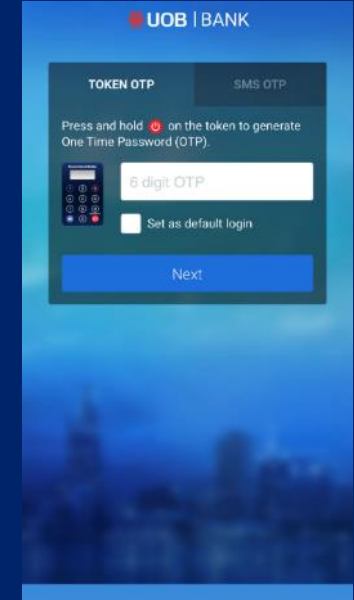
Login by
Username/Password (or
FaceID/TouchID on iOS)



List of all accounts
(including Fixed Deposit
accounts)

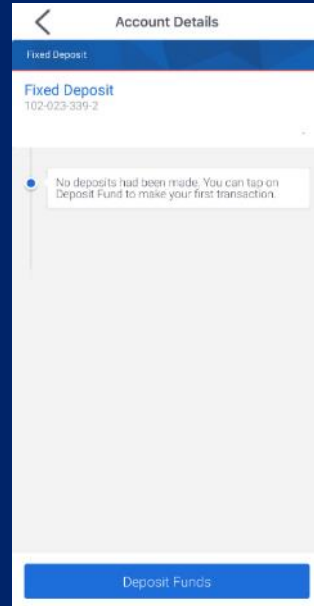


Using Token-OTP or SMS-OTP
to access Fixed Deposit
account information

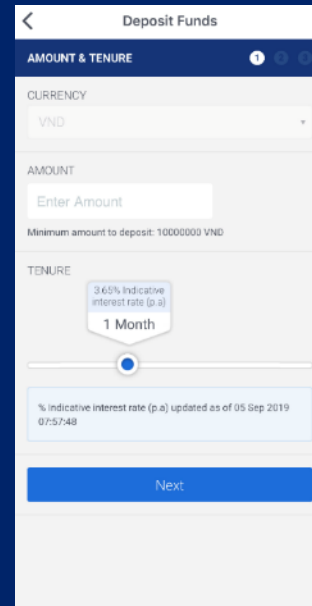


User guide
Fixed Deposit Account
on
UOB Mighty

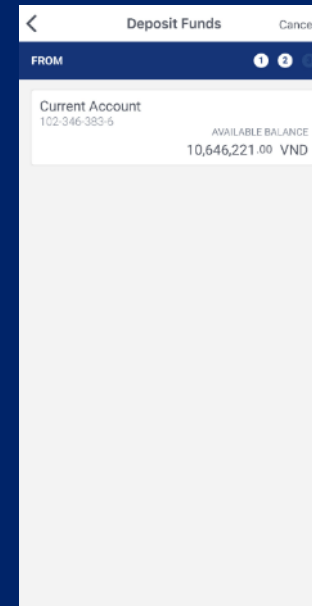
View list of existing placement and select “Deposit Funds” button



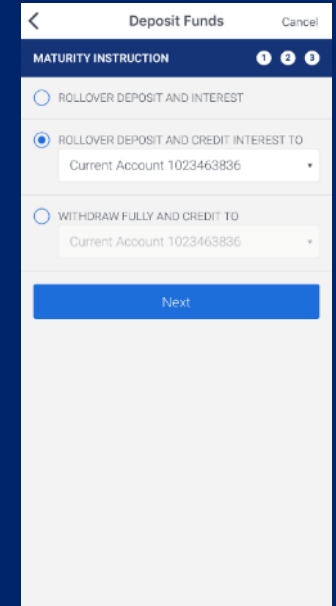
Input placement information: Currency, Amount, Tenure and select “Next”



Select debiting account



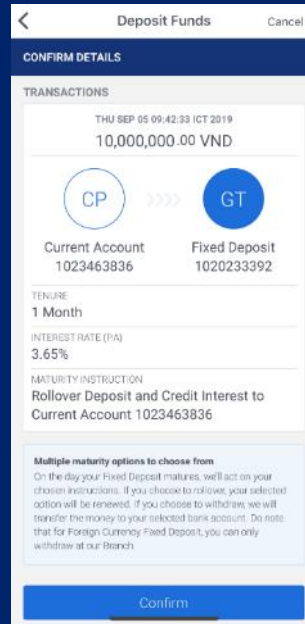
Select maturity instruction



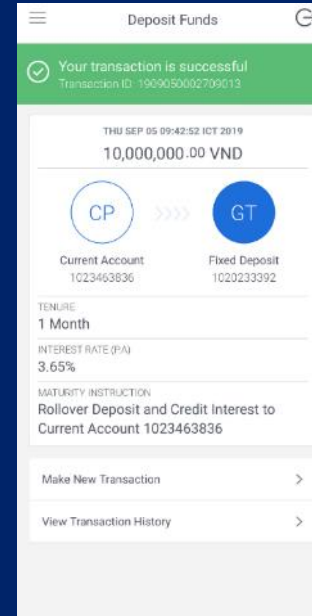
User guide
Fixed Deposit Account
on
UOB Mighty

Confirm FD Placement Information

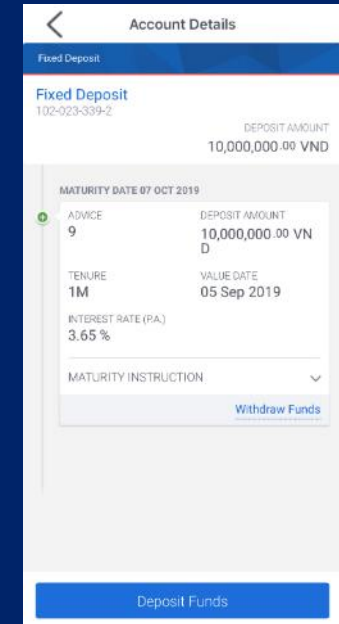
Review placement information and confirm



Successfully add placement



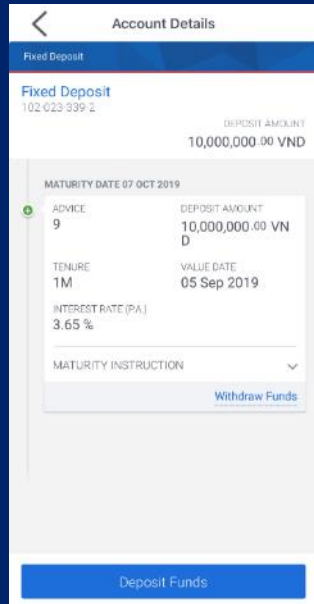
List of existing placement



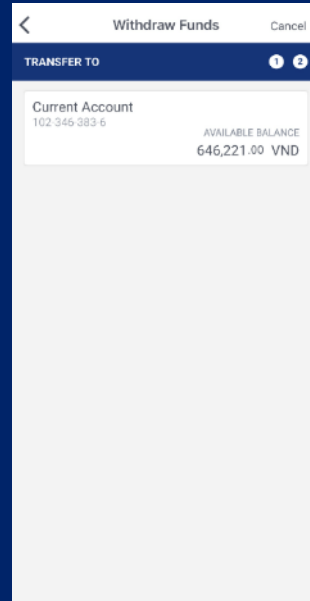
User guide
Fixed Deposit Account
on
UOB Mighty

Pre-mature Placement Withdrawals

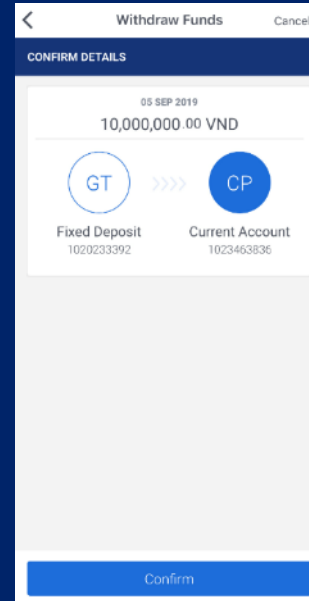
Select “Withdraw Funds”
at bottom right corner of
each placement



Select crediting
account



Review withdrawal
information and confirm



Successfully make
pre-mature
withdrawals

