

Retrieve Username, Reset password for UOB Personal Internet Banking account

Step 1/5: Access to Password Reset Online Form

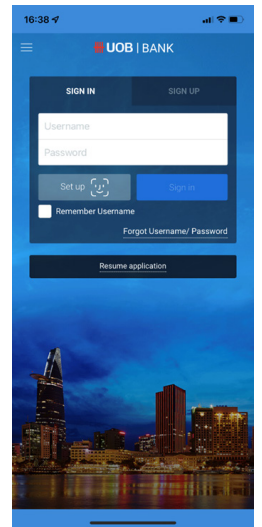
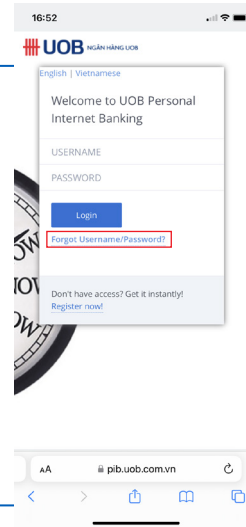
- **For website browser version:**

Go to www.uob.com.vn > select LOGIN > select UOB PERSONAL INTERNET BANKING

- **For app version:**

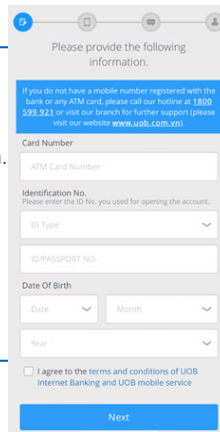
Download UOB Mighty Vietnam

> Select **Forgot Username/Password**



Step 2/5: Provide information

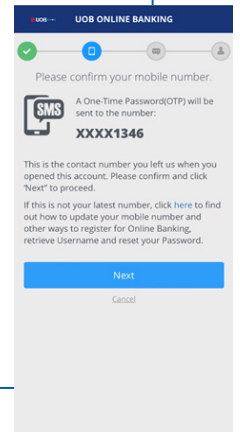
- Input ATM card number & personal information.
Note: please ensure your card is active.
- Tick box 'I agree to the terms and conditions'.
- > Select **Next**.



Step 3/5: Confirm mobile phone number to receive SMS OTP

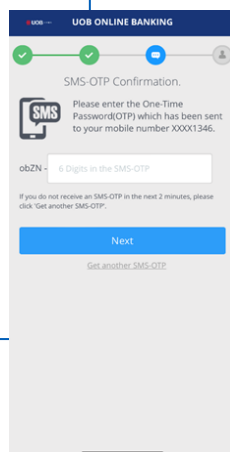
4 digits of your registered mobile phone with UOB Vietnam are displayed on the screen. We will be sending an OTP (one time password) to this mobile phone number.

- If it is correct, select **Next**.
- Otherwise, select **Cancel**. To update your mobile phone number, please visit our branch to submit a request.



Step 4/5: Input OTP to authenticate

- Input the OTP that is sent via SMS by UOB Vietnam.
- If you don't receive SMS, select Get another SMS-OTP or call our Hot line for further support.



Step 5/5: Set up your own Username & Password

- Your Username will be displayed on screen.
- If you would like to reset password, tick box 'I would like to reset my password' > Input & confirm the new password > Select **Save Password and Login**.

