

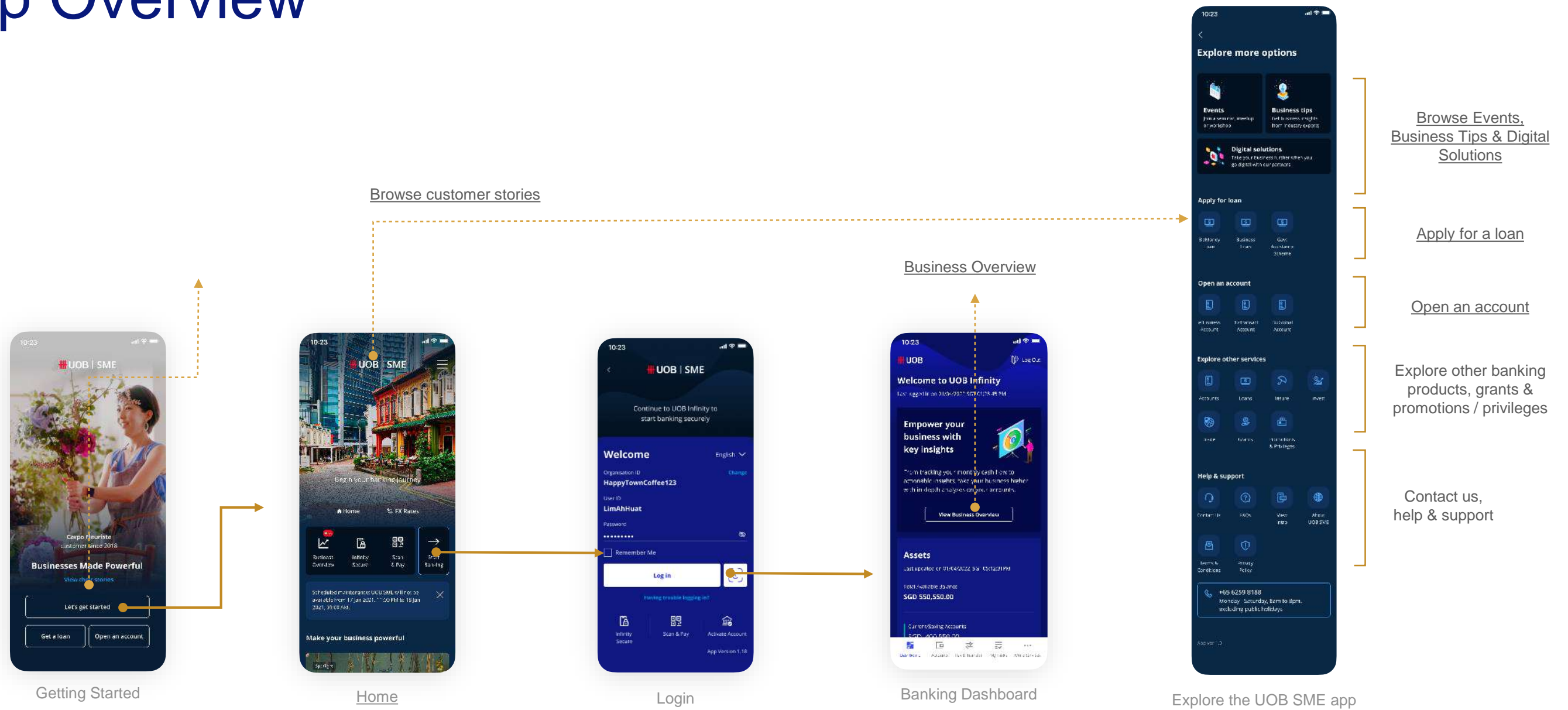
# Your New Business Companion

The UOB SME app User Guide

AUGUST 2022



# App Overview



1

# About the UOB SME app

The app that knows and grows with you.





# About the UOB SME app

The only app you'll need.

## Why is the UOB SME app right for me?

The UOB SME app is a digital banking platform designed to be the ultimate business advisor for busy SME owners. To help you run your business smoothly with an easy way to do everything from getting a loan, to assessing your cash flow, to approving payments.

Beyond just banking, the SME Hub also serves you relevant content from industry experts, for the best tips and insights to run and grow your business.



### Self-serve wherever you are

- Skip the lines by applying for a new loan or account right from the app.
- Digitalize your business with easy sign-ups for Digital Solutions. *(coming soon)*



### Grow as a business owner

- Get a quick update of your financial health with Business Overview
- Make informed business decisions with insights on your cash flow trends
- Learn from peers and experts with customized articles and events
- Link to accounting partners for insights on your Account Balance, Accounts Receivable, Account Payables and Top Customers/ Suppliers. *(coming soon)*



### Transact whenever you want with UOB Infinity

- Enjoy 24/7 access to business banking via UOB Infinity.
- Make, approve, or set alerts to perform transactions.
- Download your banking reports.

# About the UOB SME app

The only app you'll need.

## What are the key features of the UOB SME app?

- 1 Quick applications for [Accounts](#) and [Loans](#)
- 2 [Business Tips, Insights and Events](#)
- 3 Browse and sign up for [digital solutions](#) *(coming soon)*
- 4 Fuss-free navigation for [Self-Serve Menu](#) and [Support](#)
- 5 Get actionable insights with [Business Overview](#)
- 6 Enroll in [Partner Services](#) *(coming soon)*
- 7 Transact on the go with UOB Infinity which includes:
  - Prompt biometrics sign-in
  - Quick access to account information
  - Napas 247 Fund Transfer
  - New user activation
  - Banking transactions

# About the UOB SME app

The only app you'll need.

## Are there any charges for UOB SME app registration?

No, it is totally free of charge registering the UOB SME app.

## Is the UOB SME app secured?

Yes, we take utmost care to protect your personal and business credentials shared with us. UOB SME app employs high security standards such as the following:

- Multiple levels of firewalls to protect your account data.
- 2048-bit Secure Sockets Layer (SSL) encryption.
- Two-factor authentication (2FA) via the Infinity Secure digital token.

## What is two-factor authentication (2FA)?

Two-factor authentication (2FA) is a system that protects your UOB SME app account from data breaches or poor use practices. [Infinity Secure](#) is the designated 2FA security token to protect your personal information and your business credentials.

## Can I access the UOB SME app on any device?

Yes, the UOB SME app works for most devices; however, for the best experience, we recommend installing the UOB SME app on an Android or iOS mobile device. For tablet users, we recommend switching to a desktop or laptop and [logging in through a web browser](#).

# FAQ - About the app new change from TMRW BIZ to UOB SME

## Are there any differences between application UOB SME & TMRW BIZ?

The UOB SME app was formerly known as UOB TMRW BIZ. In addition, with this name change, we continue to maintain current features such as:

- View business cash flow analysis reports
- Fast transaction anytime and anywhere. Instructions for registering for a loan consultation or opening a trading account
- Access to market knowledge, experience from experts and event information related to your business field

## How do I download UOB SME application?

You download the UOB SME application at Google Play (applicable to Android platform version 10.0 or higher) or App Store (applicable to iOS platform version 12.0 or higher) and log in according to the instructions on page 11.

If you are a new customer and do not have an Online Banking account, please contact the Small and Medium Enterprise Hotline: +84 28 3868 9700

or Fill out the Online FAQ Form ([here](#)) for instructions on creating an account.

## How do I log in to UOB SME application?

Log in to UOB SME by following these instructions:

- For businesses that already have a BIBPlus Online Banking account (or have been using UOB TMRW BIZ), please use the existing Username and Password.
- For businesses that do not have a UOB SME Online Banking account (or as TMRW BIZ), please contact the Small and Medium Business Hotline: +84 28 3868 9700 or Fill in the Online Inquiry Form online ([here](#)) for instructions on creating an account.

# FAQ - About the app new change from TMRW BIZ to UOB SME

## **Any there any costs for me to transfer between 02 applications?**

There are no fees or charges when registering to use the UOB SME app.

## **Can I choose not to upgrade to UOB SME application?**

Application upgrading is mandatory from 05/08/2022 applied to all customers.

## **Does application upgrade impact to my mobile device?**

Upgrading the application does not impact your device.

## **Is my information transferable when upgrading to new application?**

UOB only executes the transition in application name. Hence, all of your information is maintained the same.

## **Do I need to perform registration/login operations to switch using the UOB SME app?**

You need to download the UOB SME app, launch the app and perform login using your UOB BiB Plus user ID and password. You then register and activate your Infinity Secure.



2

# Getting Started

For new and existing UOB Business Banking customers.

2.1 Accessing on App & Web

2.2 Setting up your security token



# Accessing on App & Web

Getting to the UOB SME app.

## How do I access the UOB SME app on my device?

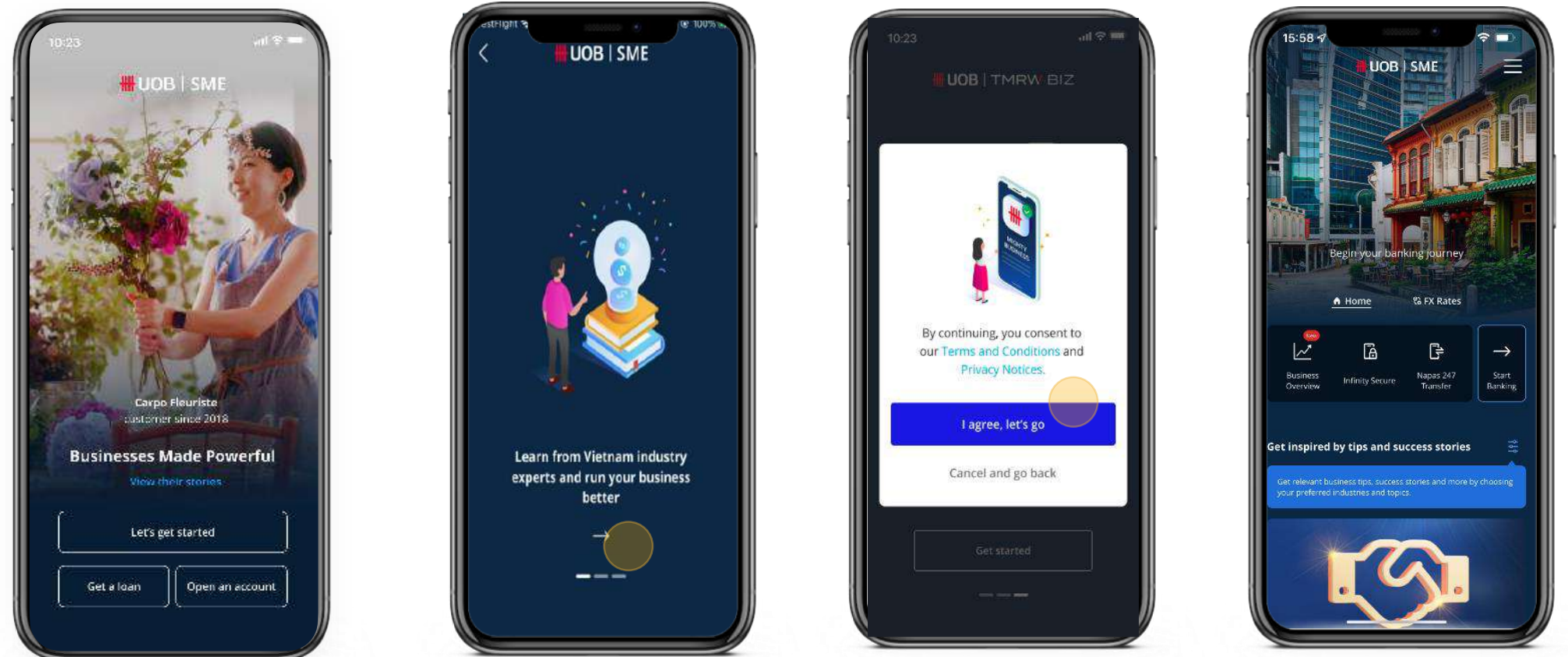
The UOB SME app is available for both iOS and Android devices. We highly recommend downloading the app on your phone for the best experience. Simply scan the QR code below or click on the app store icon to get started.



# Accessing on App & Web

Getting to the UOB SME app.

I've downloaded the app. How can I start banking?

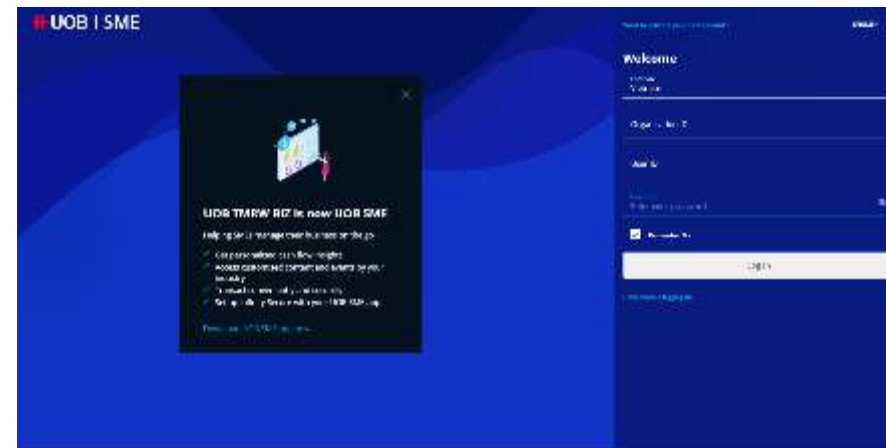


1. Launch the app and tap on “Let’s Get Started”.
2. Swipe right until you can agree to the Terms & Conditions.
3. On the Home Screen, tap on “Start Banking”.
4. For existing customers: Log in with your UOB business banking credentials.  
For new customers: [Apply for a new account](#) in 5 minutes on the app.

# Accessing on App & Web

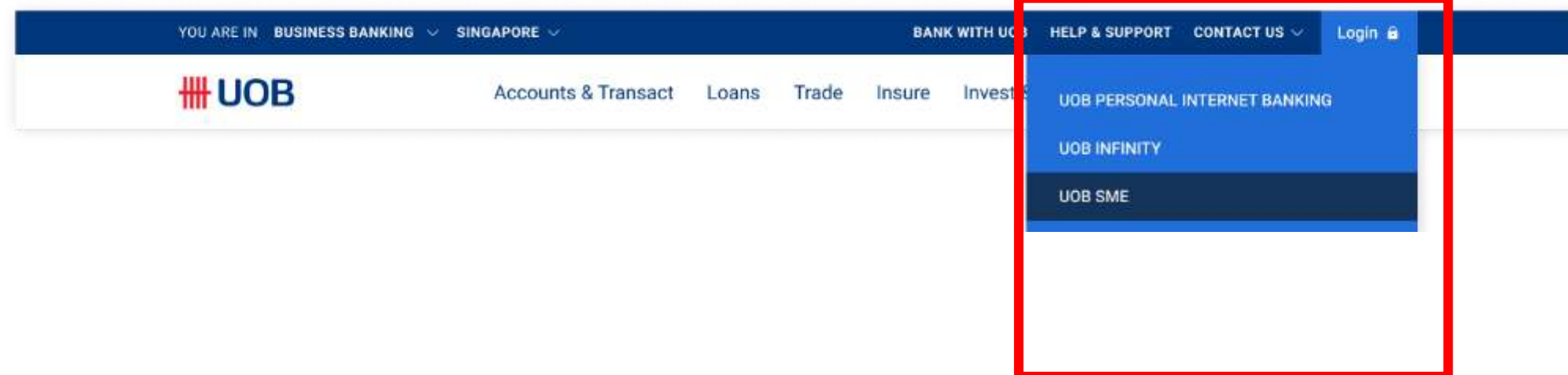
Getting to the UOB SME app.

How do I access UOB SME on my computer?



Use your web browser to navigate to  
<https://vn.uobsme.uobgroup.com/>

Alternatively, visit the [UOB business banking](#) website and click on “UOB SME” in the Login menu.

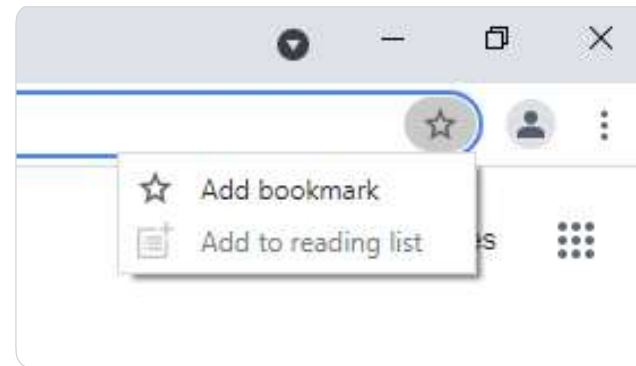


# Accessing on App & Web

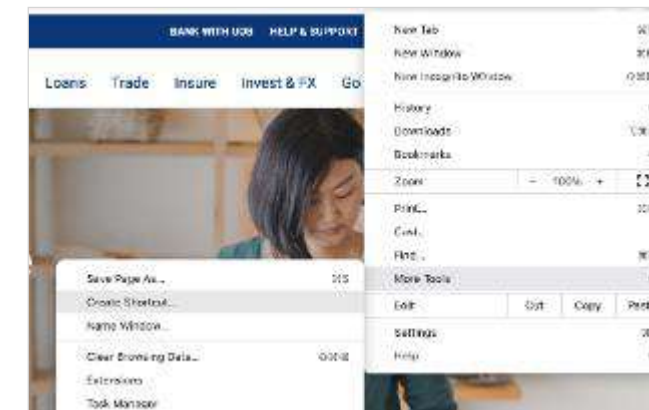
Getting to the UOB SME app.

## How do I access UOB SME on my computer? (Continued)

We recommend saving the link for easier access in the future, either as a bookmark in your web browser or as a desktop shortcut on your computer.



Save a Bookmark (Google Chrome)



Create a Desktop Shortcut (Google Chrome)

### Recommended web browsers

- Google Chrome
- Mozilla Firefox
- Safari (for Mac OS users, version 11.1.2 or newer)



# Setting up your security token

Protecting your data.

## What is a security token?

Security tokens are a form of [2-factor authentication \(2FA\)](#) that ensures only you can access your banking data. The UOB SME app uses Infinity Secure, which:

- Uses a 6-digit Secure PIN of your choosing;
- Can only be registered to one user ID at a time;
- Avoids all the setbacks of a physical token (e.g. loss, theft, replacement time); and
- Lets you receive and approve transaction requests in the app.

## What happens if I forget my Infinity Secure PIN?

If you have forgotten your 6-digit Infinity Secure PIN, you can select "Infinity Secure" on the UOB SME app. Select "Forget Secure PIN" in the following screen to re-register for Infinity Secure.

For security reasons, you will not be able to reset your Infinity Secure PIN.

## Can I set up Infinity Secure in both UOB Infinity and the UOB SME app for my different corporate entities?

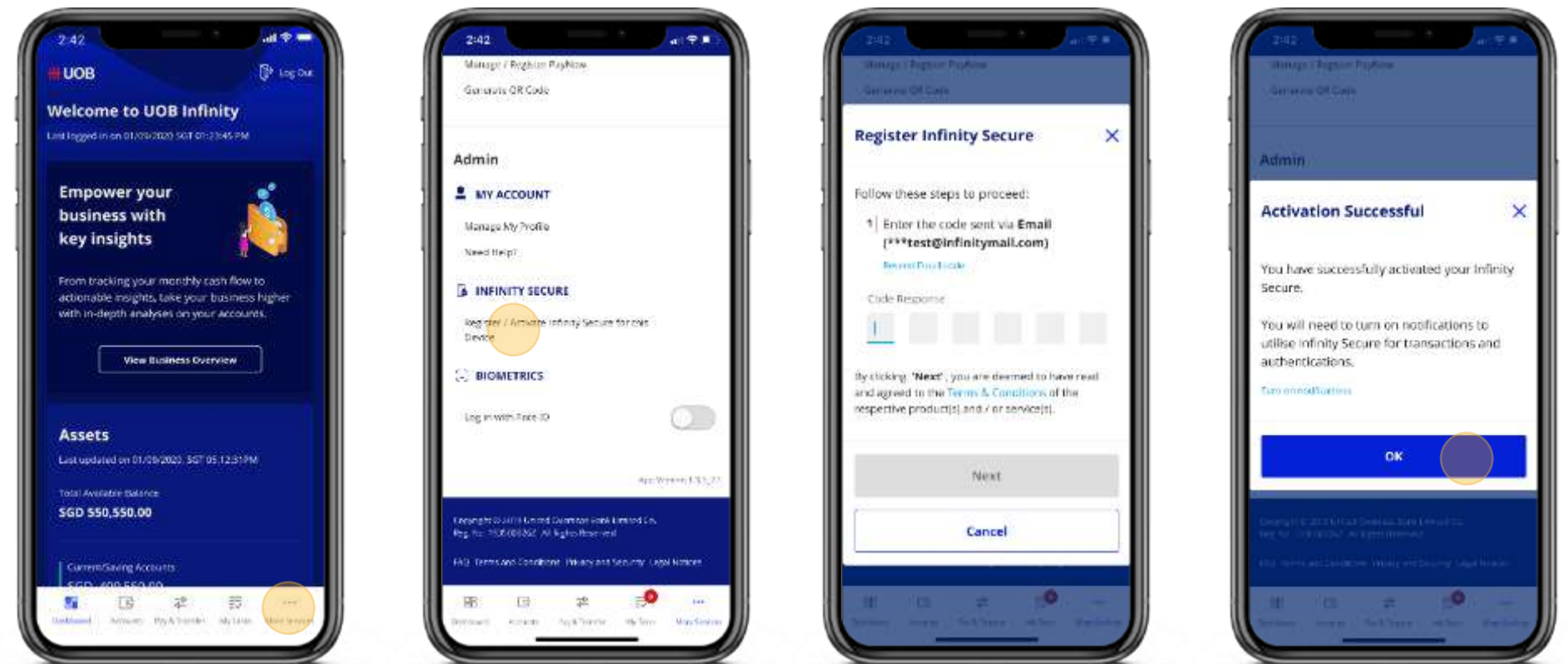
You may only set up Infinity Secure in one app at any time. It is not possible to set up Infinity Secure on both apps.

To use the UOB SME app as your banking app, we recommend you re-link your Infinity Secure for a smoother log in experience.

# Setting up your security token

Protecting your data.

How do I set up Infinity Secure in the UOB SME app?



1. Launch the UOB SME app and log in.
2. Register for Infinity Secure (under “More Services” in the bottom menu).
3. Follow the guided process and wait 2 minutes as instructed.
4. Activate Infinity Secure (under “More Services”).

3

# Business Growth


Curated features at your fingertips.

**3.1 Account Opening**

**3.2 Loan Application**

**3.3 Business Tips & Events**

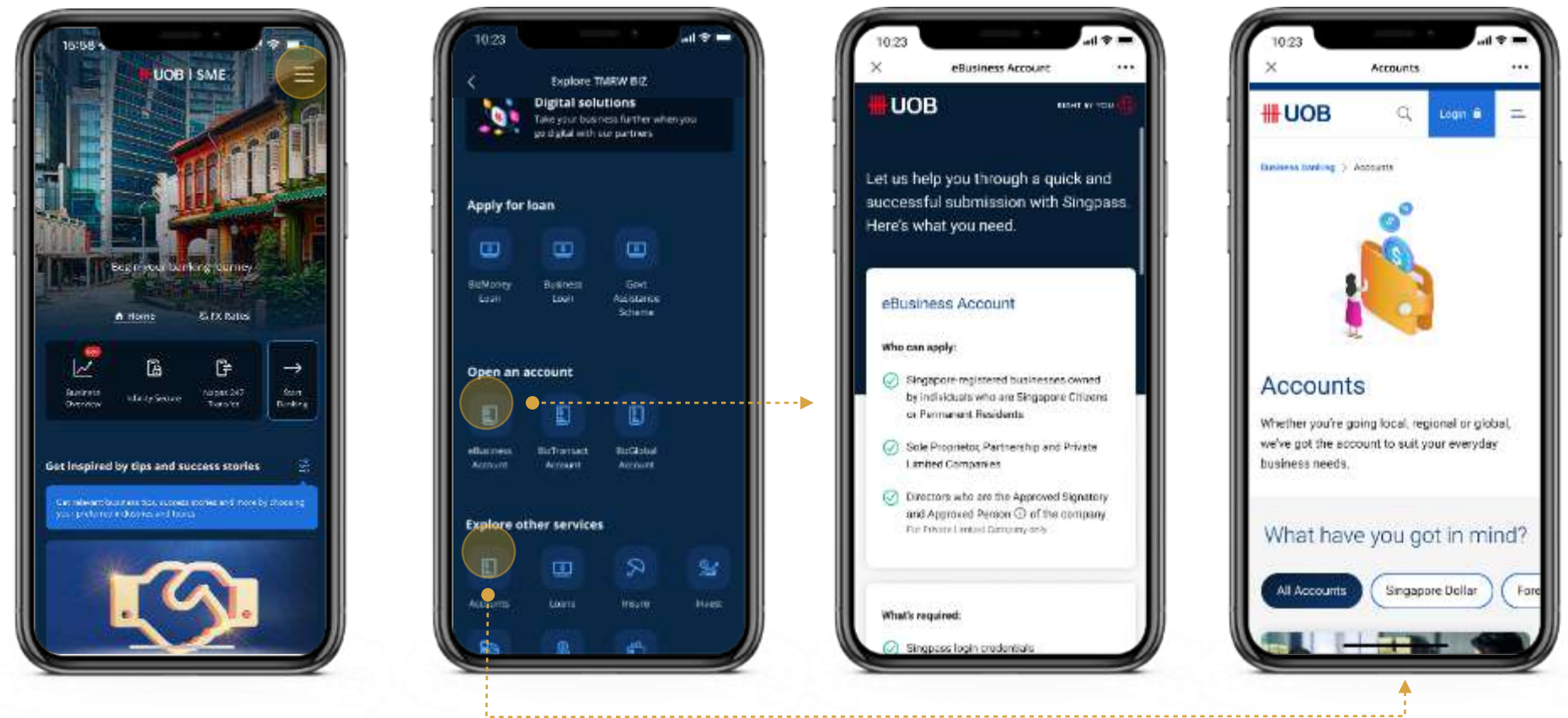
**3.4 Help & Support**



# Account Opening

Get started with UOB Business Banking.

How do I open a new account through the UOB SME app?



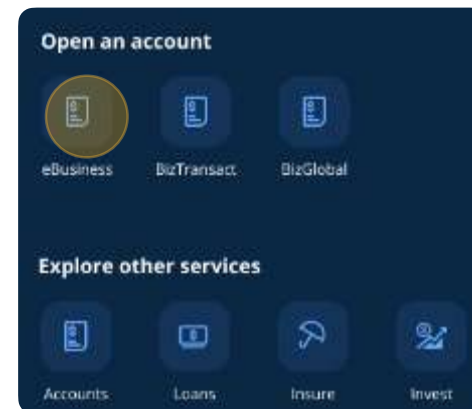
1. Tap on the menu icon in the top-right corner.
2. For a quick application: Tap on your desired account under “Open an account”.  
To view all accounts: Tap on “Accounts” under “Explore other services”.
3. Complete your application through the in-app browser.

# Account Opening

Get started with UOB  
Business Banking.

## Which business accounts can I apply for?

Open the menu and scroll down. Products eligible for a quick application are listed under “Open an account”. To view all available products, tap on “Accounts” under “Explore other services” instead.



Quick apply accounts.



All available accounts.

## When can I start using the app after I've opened an account?

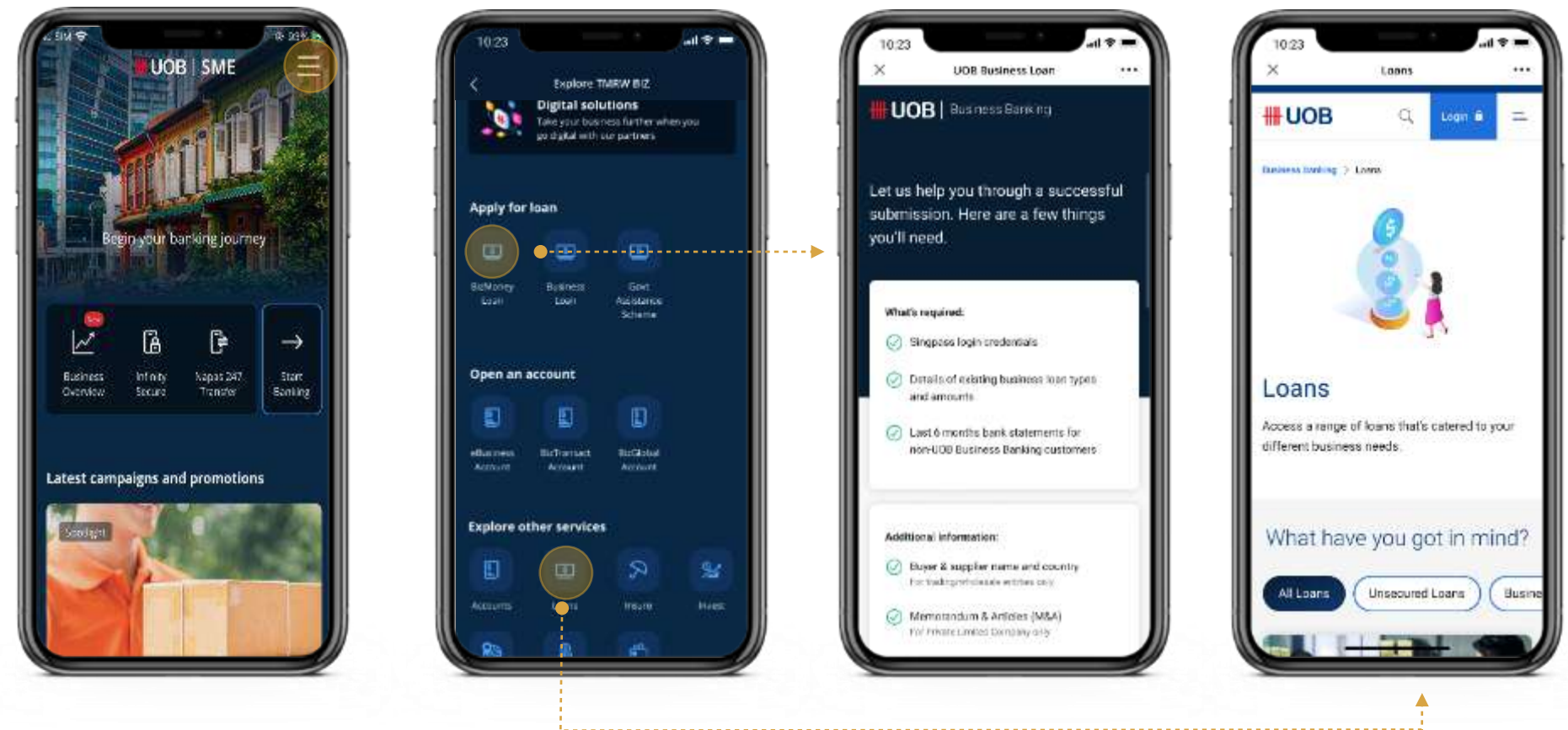
You don't need an account to access any of the [Business Growth features](#) listed. Once you've received your business banking ID, you may log in to access the [Business Overview](#) and all digital banking features.



# Loan Application

Submit your application in under 5 minutes.

How do I apply for a business loan through the UOB SME app?




1. Tap on the menu icon in the top-right corner.
2. For a quick application: Tap on your desired loan under “Apply for loan”.  
To view all loans: Tap on “Loans” under “Explore other products”.
3. Complete your application through the in-app browser.

# Loan Application

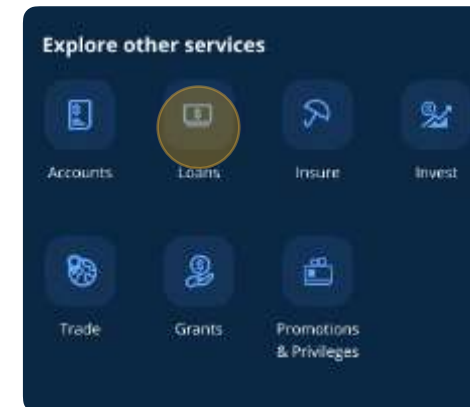
Submit your application in under 5 minutes.

## Which business loans can I apply for?

Open the menu and scroll down. Products eligible for a quick application are listed under "Apply for loan". To view all available products, tap on "Loans" under "Explore other services" instead.



Quick apply loans.



All available loans.

# Business Tips & Events

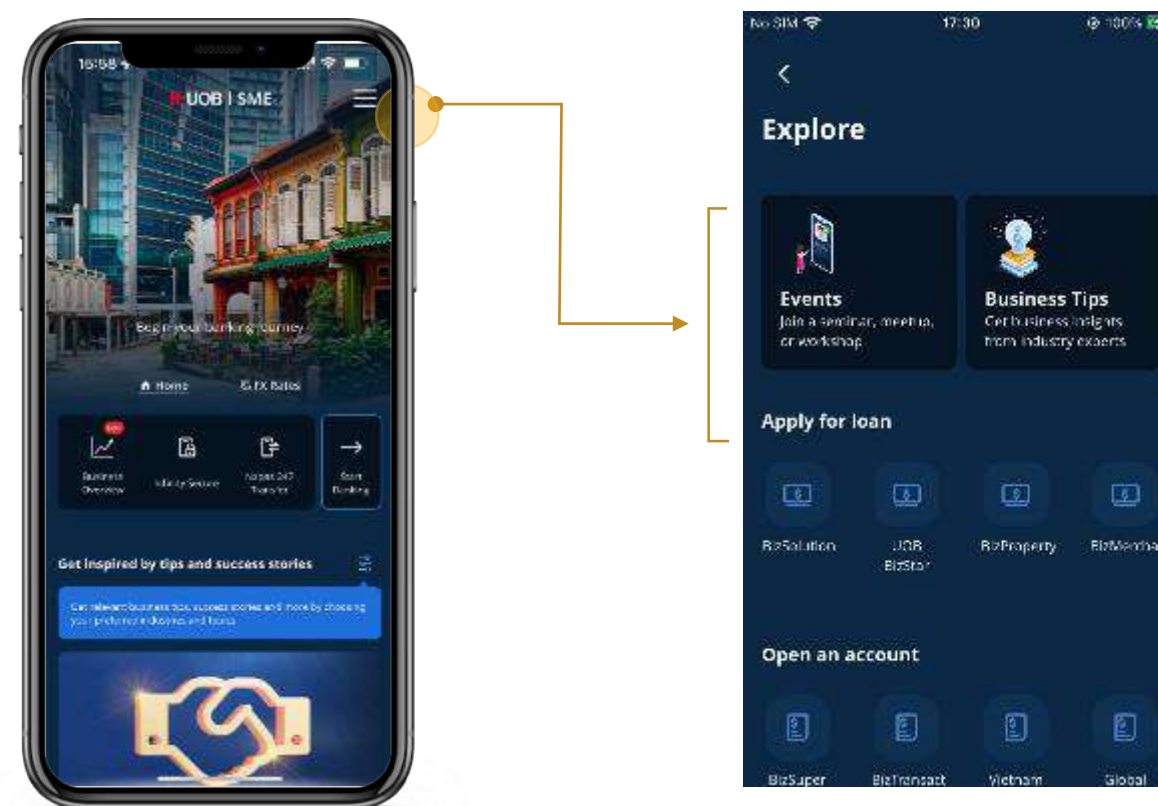
Your partner beyond banking.

## Why are there business tips and events in the UOB SME app?

The UOB TMRW BIZ app goes beyond banking to help SMEs excel in their field, no matter their industry or current life stage. This includes providing customised tips and analyses, peer success stories, as well as networking opportunities.

## Where can I find these tips and events in the app?

The Home screen will periodically refresh with the latest articles and events. Open the menu in the top-right corner and tap on the categories you wish to visit.

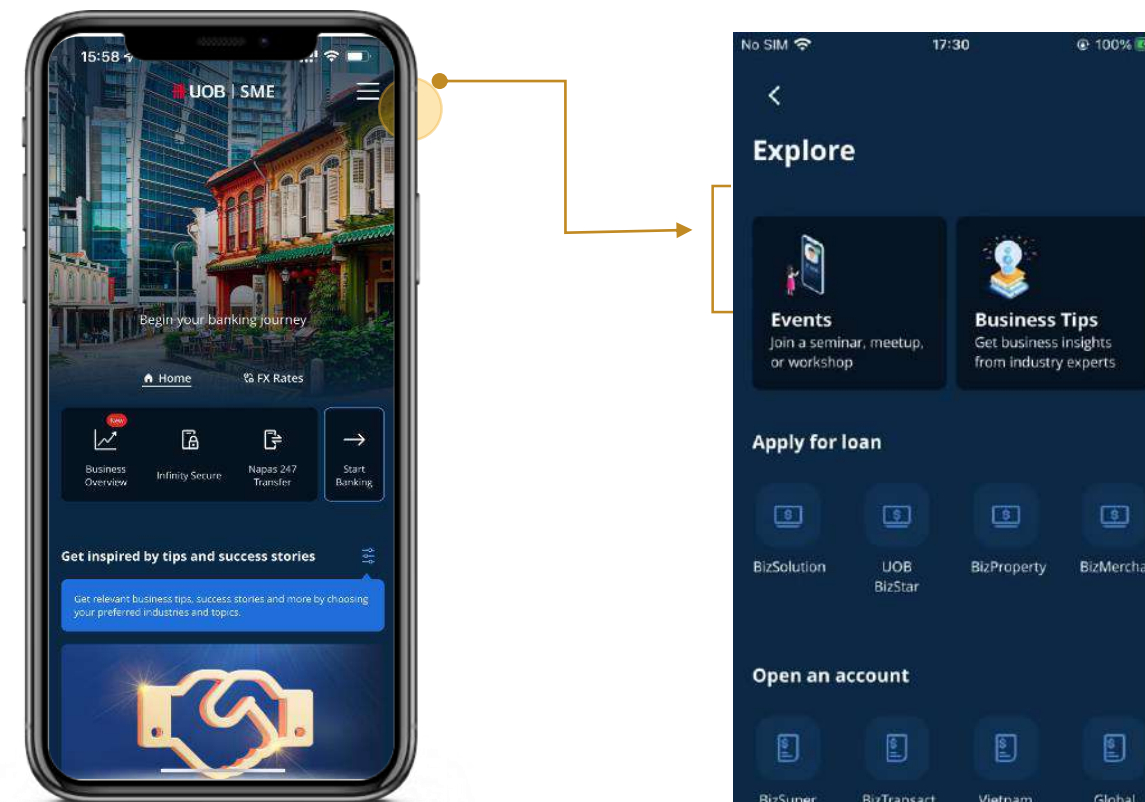


# Business Tips & Events

Your partner beyond banking.

## Can I be notified when there's a new event or business tip?

The UOB TMRW BIZ app prioritises push notifications for banking and FX alerts. If you wish to receive updates for new events and articles, please subscribe to our [free newsletter](#).



## Where can I find the bank's ongoing promotions?

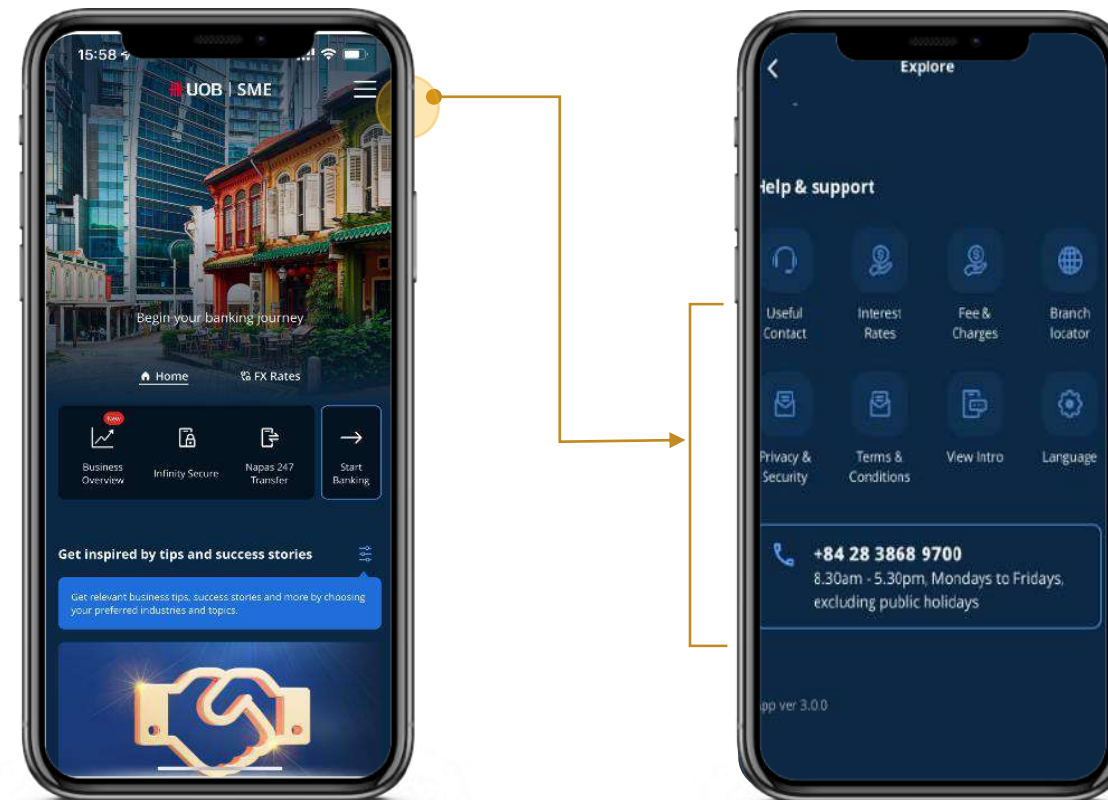
Simply scroll to the bottom of the Home Screen to find our latest business banking promotion.

# Help & Support

Finding assistance.

Where can I find help and support in the UOB SME app?

Open the menu and scroll down to find the help section.



Contact Us: Get in touch with a service representative.



4

# Business Insights

Stay on top of your business with the comprehensive Business Overview.



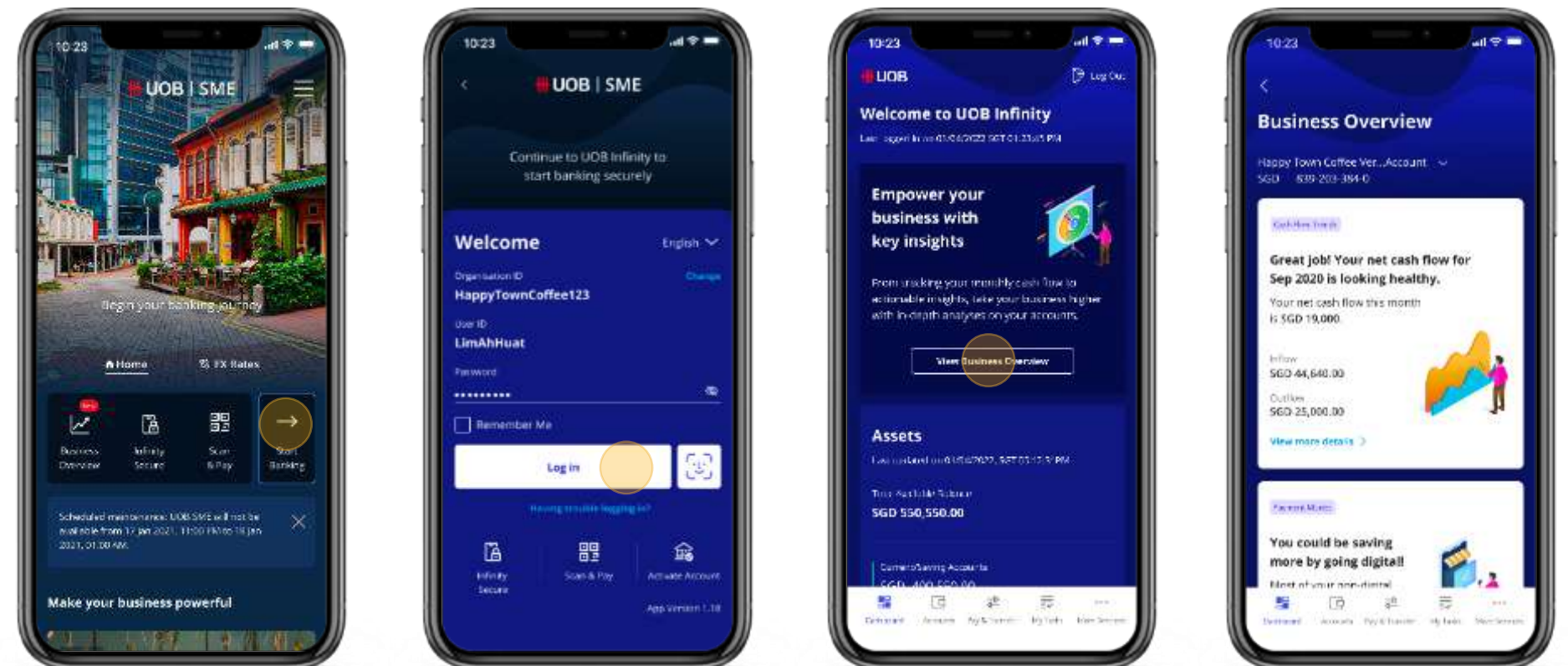
# Business Overview

Back your business decisions with data.

## What is Business Overview?

Business Overview is our insights-led dashboard that helps you make sense of your financial data. Through data from your accounts and digital solution partners, you get to see how your business is doing - all in one place.

Tap on “Start Banking” in the UOB SME app to log in, then tap on “View Business Overview” to explore.



# Business Overview

Back your business decisions  
with data.

## How does Business Overview help my business?

Think of Business Overview as an advisor that streamlines your financial data. One that helps you quickly understand how your business is faring across all your UOB accounts, and identifies where you can take action for continued growth.

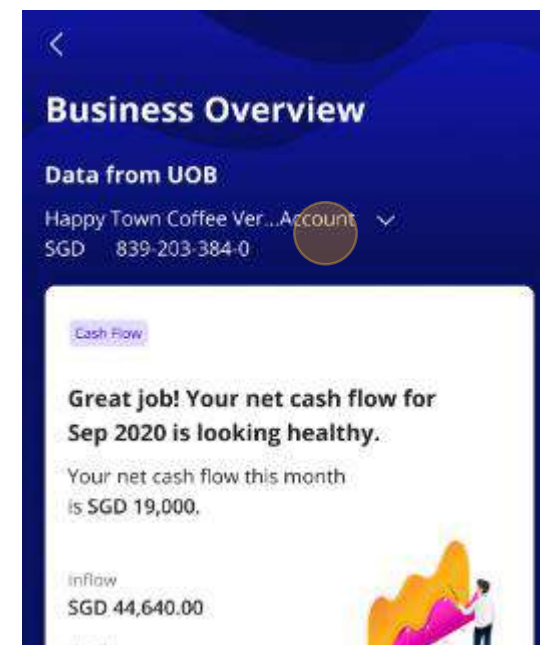
- Provides a consolidated view of all your UOB business accounts.
- Insights to help you make informed business decisions.
  - Cash Flow Trends

# Business Overview

Back your business decisions with data.

I have several UOB accounts. Does Business Overview work across all of them?

Yes, it works for all of your UOB business accounts. You can also select which accounts to display in your Business Overview. However, data and information from partner widgets will not be reflected.



Account selector.

Why is Business Overview showing me different figures from the UOB dashboard?

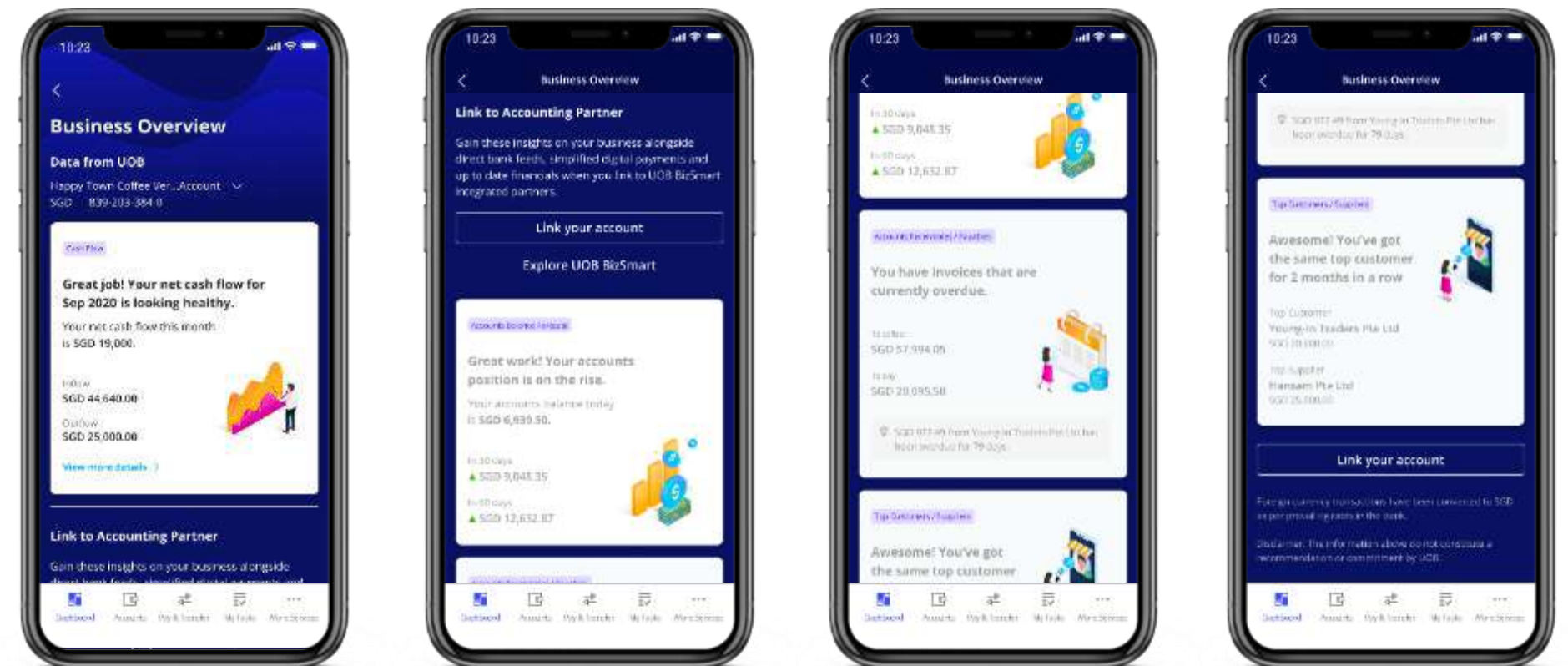
Business Overview aggregates figures and insights based on data from past months, while the UOB dashboard shows you current figures.

# Business Overview

Back your business decisions with data.

## How can I get more out of Business Overview?

Gain enhanced insights on your business performances through additional widgets alongside direct bank feeds, simplified digital payments and up-to-date financials when you link your account to our digital solution providers. View all of these conveniently in one place on the Business Overview dashboard.





# Business Overview

Back your business decisions with data.

What information can I see in Cash Flow Trends?

Inflow: Money coming into your account, e.g. receivables

Outflow: Money leaving your account, e.g. payables



Interactive graph showing your last 6 months' performance, up to the current month

Show or hide your averages

Selected month's overall cash flow and performance

# Business Overview

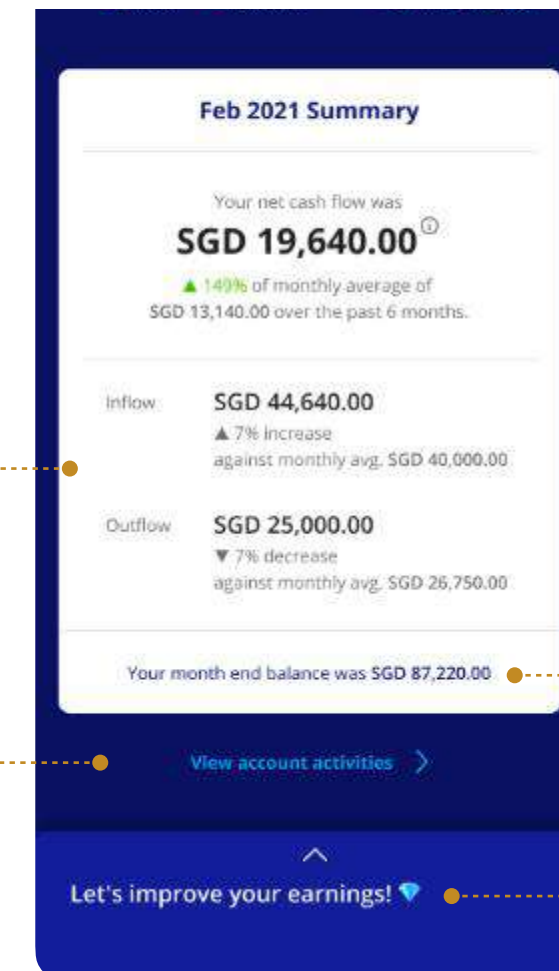
Back your business decisions with data.

What information can I see in Cash Flow Trends?

Data indicating:

- Inflow / outflow figures
- Increase / decrease as compared against your mean average based on the last 6 months

Quick link to account activities



Month end ledger balance pulled from your UOB banking data


Insights drawer for next steps and recommendations

5

# Troubleshooting

Fixes for common errors and issues.

5.1 General Support



# General Support

## Frequently Asked Questions

### Who can I contact if I have questions or issues while using the UOB SME app?

If you require any assistance, please call us at +84 28 3868 9700, from Monday to Friday, 8.30am to 5.30pm, excluding public holidays, for any issues regarding your login to the UOB SME app.

### My mobile device is unable to run the UOB SME app mobile app. How do I fix this?

Check if your mobile device meets the minimum requirements (Android 10.0 or iOS 12.0).

If your mobile device has been previously modified, consult your device manufacturer's service centre on how to resolve this issue.



RIGHT BY YOU